

Cooper Lighting Solutions Photometric Lab  
1121 Highway 74 South  
Peachtree City, GA 30269



Scaled data based on original data using  
LM-79-08 Approved Method: Electrical and Photometric Measurements of Solid-State  
Lighting Products

Test Report Prepared for  
Cooper Lighting Solutions  
(formerly Eaton)

Brand: LUMARK

Report Number: P980928

Luminaire Tested: **NFFLD-C40-7060-33**

Issue Date: 04/10/2025



**Test Information**

Test Method: LM-79-08  
Report Number: P980928  
Test Lab: INNOVATION CENTER(G2)  
Issue Date: 04/10/2025  
Manufacturer: COOPER LIGHTING SOLUTIONS (FORMERLY EATON)  
Product Line: LUMARK  
Catalog Number: NFFLD-C40-7060-33  
Description: NIGHT FALCON MEDIUM SIZE 140W 70CRI 5700K LED FIXTURE NEMA 3  
Light Source: (8) 5700K CCT, 70 CRI LEDS  
Ballast/Driver: ELECTRONIC DRIVER

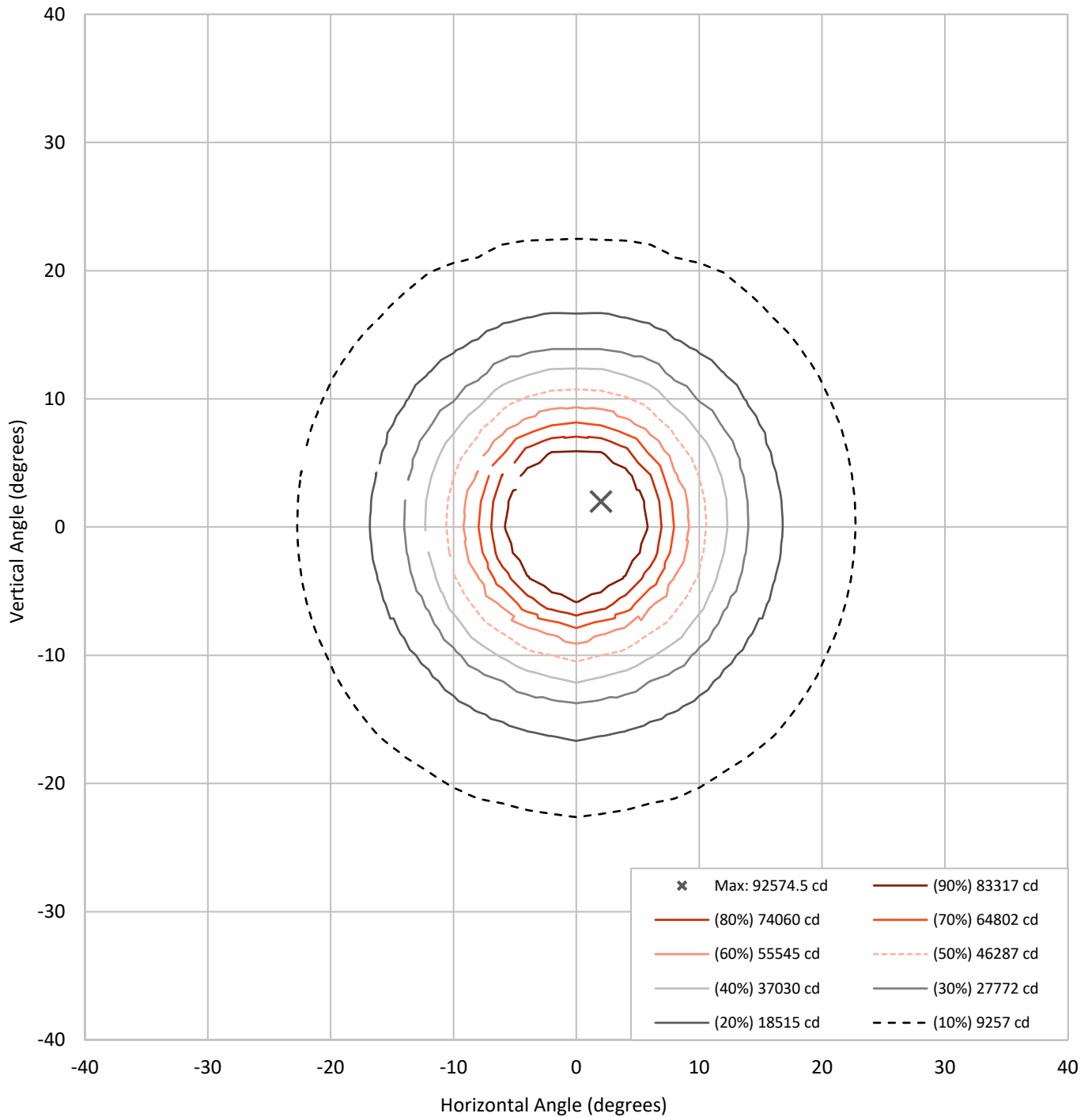
**Summary**

Lumens per Lamp:	N/A	NEMA Type:	3H x 3V
Luminaire Lumens:	16922.4 lumens	Max Intensity:	92574.5 candela
Efficiency:	N/A	Max Intensity Angle:	2°H x 2°V
Efficacy:	123.2 lumens/watt		
Luminous Opening:	Rectangular (W 0.75' x L: 0.38' x H: 0')		
Beam Angle (50%):	20.9°H x 20.7°V	Field Angle (10%):	45.3°H x 44.8°V
Beam Lumens:	7327.8 lumens	Field Lumens:	14927 lumens
Beam Efficiency:	43.3%	Field Efficiency:	88.2%

Input Watts (W): 137.4  
Input Voltage (V): 120  
Input Current (Ain): NR  
Voltage Rise (V): NR  
Power Factor: 0.99  
Total Harmonic Distortion (THDi): 2.72%  
Frequency (hertz): 60  
Stabilization Time: NR  
Operation Time: NR  
Ambient Temperature (°C): NR  
Test Distance: 25 FT

REPORT NUMBER: P980928  
CATALOG NUMBER: NFFLD-C40-7060-33

### Iso-Candela Plot





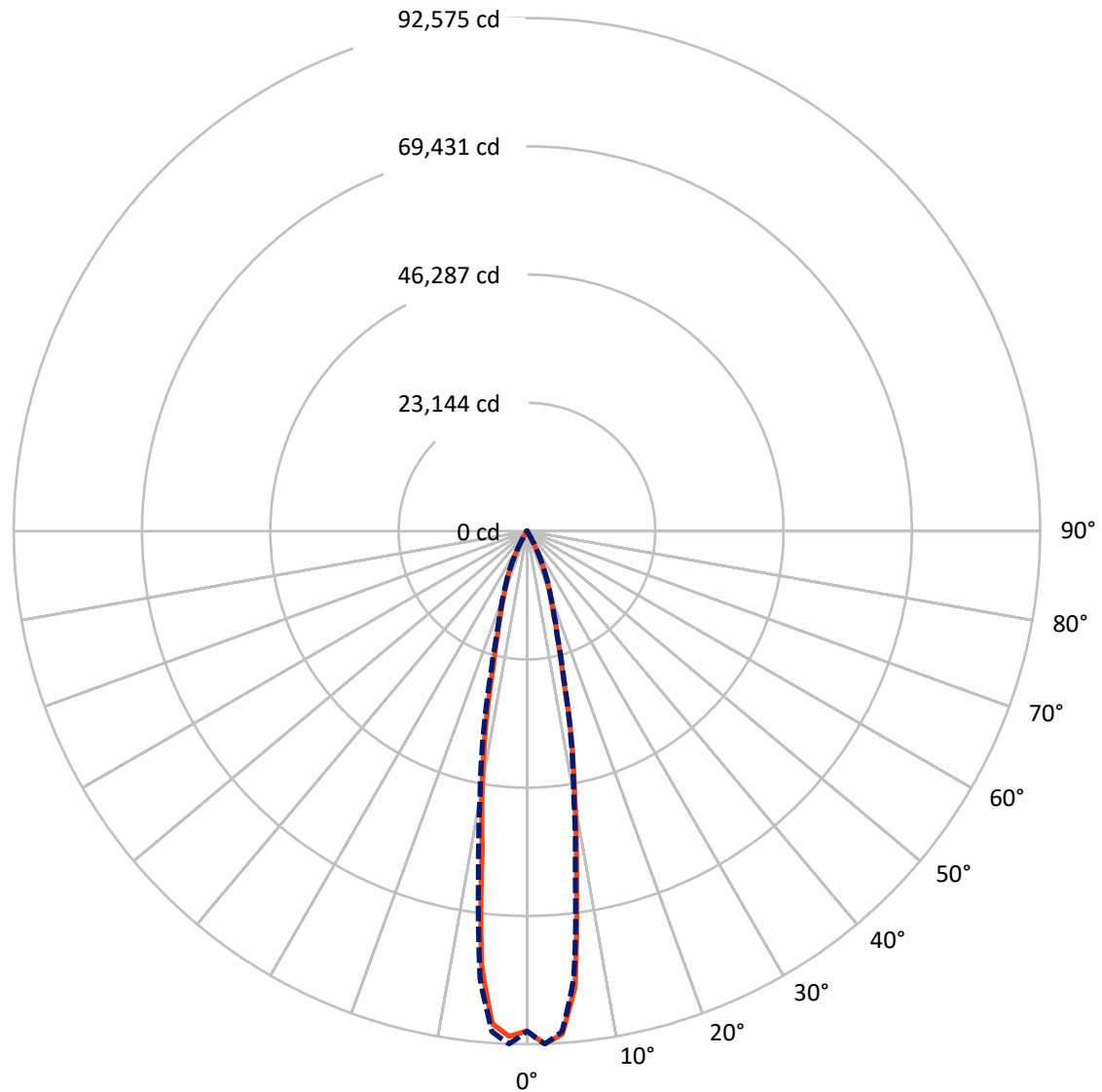
REPORT NUMBER: P980928  
 CATALOG NUMBER: NFFLD-C40-7060-33

### Lumen Table

90															
80	0.0	0.0		0.0	0.0		0.0	0.0		0.0	0.0		0.0	0.0	
70															
60	0.0	0.0	0.0	0.0	0.0	0.0	0.0	0.0	0.0	0.0	0.0	0.0	0.0	0.0	0.0
50		0.0	0.0	0.0	0.0	0.0	0.0	0.0	0.0	0.0	0.0	0.0	0.0	0.0	
40	0.0	0.0	0.0	0.0	0.0	0.0	0.0	0.0	0.0	0.0	0.0	0.0	0.0	0.0	0.0
30		0.0	0.0	0.0	0.0	0.0	1.1	4.6	4.6	1.1	0.0	0.0	0.0	0.0	
20	0.0	0.0	0.0	0.0	0.0	9.4	88.4	178.6	178.6	88.4	9.4	0.0	0.0	0.0	0.0
10		0.0	0.0	0.0	1.6	86.9	342.4	702.2	702.2	342.4	86.9	1.6	0.0	0.0	
0	0.0	0.0	0.0	0.0	7.5	173.7	685.3	2037.9	2037.9	685.3	173.7	7.5	0.0	0.0	0.0
-10		0.0	0.0	0.0	7.2	170.3	661.2	1963.2	1963.2	661.2	170.3	7.2	0.0	0.0	
-20	0.0	0.0	0.0	0.0	1.3	80.5	328.0	659.4	659.4	328.0	80.5	1.3	0.0	0.0	0.0
-30		0.0	0.0	0.0	0.0	7.6	82.5	174.6	174.6	82.5	7.6	0.0	0.0	0.0	
-40	0.0	0.0	0.0	0.0	0.0	0.0	0.8	4.9	4.9	0.8	0.0	0.0	0.0	0.0	0.0
-50		0.0	0.0	0.0	0.0	0.0	0.0	0.0	0.0	0.0	0.0	0.0	0.0	0.0	
-60	0.0	0.0	0.0	0.0	0.0	0.0	0.0	0.0	0.0	0.0	0.0	0.0	0.0	0.0	0.0
-70		0.0	0.0	0.0	0.0	0.0	0.0	0.0	0.0	0.0	0.0	0.0	0.0	0.0	
-80															
-90	0.0	0.0		0.0	0.0		0.0	0.0		0.0	0.0		0.0	0.0	

REPORT NUMBER: P980928  
CATALOG NUMBER: NFFLD-C40-7060-33

### Luminous Intensity Polar Plot

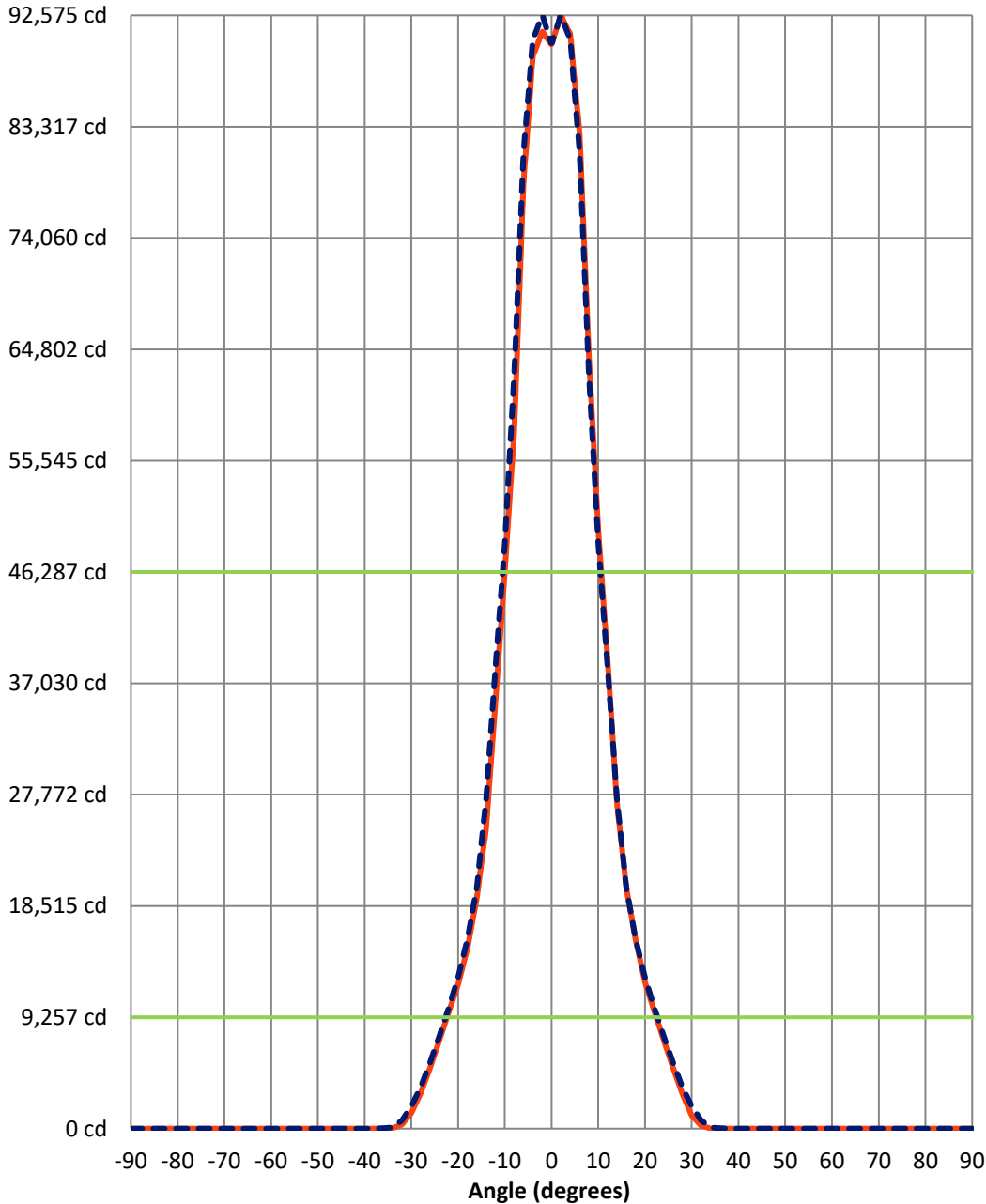


— Vertical Distribution Through 2-Deg      - - - Horizontal Distribution Through 2-Deg



REPORT NUMBER: P980928  
 CATALOG NUMBER: NFFLD-C40-7060-33

### Luminous Intensity Plot



**Beam:**  
 H Angle: 20.9°  
 V Angle: 20.7°  
 Lumens: 7327.8  
 Efficiency: 43.3%

**Field:**  
 H Angle: 45.3°  
 V Angle: 44.8°  
 Lumens: 14927  
 Efficiency: 88.2%

**Spill:**  
 Lumens: 1995.4  
 Efficiency: 11.8%

— Vertical Distribution through 2-Deg  
 - - - Horizontal Distribution through 2-Deg



REPORT NUMBER: P980928  
 CATALOG NUMBER: NFFLD-C40-7060-33

FIELD  
 BEAM

**CANDELA DISTRIBUTION:**

	0°	2°	4°	6°	8°	10°	12°	14°	16°	18°	20°
90°	0.0	0.0	0.0	0.0	0.0	0.0	0.0	0.0	0.0	0.0	0.0
88°	0.0	0.0	0.0	0.0	0.0	0.0	0.0	0.0	0.0	0.0	0.0
86°	0.0	0.0	0.0	0.0	0.0	0.0	0.0	0.0	0.0	0.0	0.0
84°	0.0	0.0	0.0	0.0	0.0	0.0	0.0	0.0	0.0	0.0	0.0
82°	0.0	0.0	0.0	0.0	0.0	0.0	0.0	0.0	0.0	0.0	0.0
80°	0.0	0.0	0.0	0.0	0.0	0.0	0.0	0.0	0.0	0.0	0.0
78°	0.0	0.0	0.0	0.0	0.0	0.0	0.0	0.0	0.0	0.0	0.0
76°	0.0	0.0	0.0	0.0	0.0	0.0	0.0	0.0	0.0	0.0	0.0
74°	0.0	0.0	0.0	0.0	0.0	0.0	0.0	0.0	0.0	0.0	0.0
72°	0.0	0.0	0.0	0.0	0.0	0.0	0.0	0.0	0.0	0.0	0.0
70°	0.0	0.0	0.0	0.0	0.0	0.0	0.0	0.0	0.0	0.0	0.0
68°	0.0	0.0	0.0	0.0	0.0	0.0	0.0	0.0	0.0	0.0	0.0
66°	0.0	0.0	0.0	0.0	0.0	0.0	0.0	0.0	0.0	0.0	0.0
64°	0.0	0.0	0.0	0.0	0.0	0.0	0.0	0.0	0.0	0.0	0.0
62°	0.0	0.0	0.0	0.0	0.0	0.0	0.0	0.0	0.0	0.0	0.0
60°	0.0	0.0	0.0	0.0	0.0	0.0	0.0	0.0	0.0	0.0	0.0
58°	0.0	0.0	0.0	0.0	0.0	0.0	0.0	0.0	0.0	0.0	0.0
56°	0.0	0.0	0.0	0.0	0.0	0.0	0.0	0.0	0.0	0.0	0.0
54°	0.0	0.0	0.0	0.0	0.0	0.0	0.0	0.0	0.0	0.0	0.0
52°	0.0	0.0	0.0	0.0	0.0	0.0	0.0	0.0	0.0	0.0	0.0
50°	0.0	0.0	0.0	0.0	0.0	0.0	0.0	0.0	0.0	0.0	0.0
48°	0.0	0.0	0.0	0.0	0.0	0.0	0.0	0.0	0.0	0.0	0.0
46°	0.0	0.0	0.0	0.0	0.0	0.0	0.0	0.0	0.0	0.0	0.0
44°	0.0	0.0	0.0	0.0	0.0	0.0	0.0	0.0	0.0	0.0	0.0
42°	0.0	0.0	0.0	0.0	0.0	0.0	0.0	0.0	0.0	0.0	0.0
40°	0.0	0.0	0.0	0.0	0.0	0.0	0.0	0.0	0.0	0.0	0.0
38°	0.0	0.0	0.0	0.0	0.0	0.0	0.0	0.0	0.0	0.0	0.0
36°	0.0	0.0	0.0	0.0	0.0	0.0	0.0	0.0	0.0	0.0	0.0
34°	8.7	17.5	8.7	8.7	0.0	0.0	0.0	0.0	0.0	0.0	0.0
32°	222.5	257.5	244.4	309.8	200.7	209.5	104.7	13.1	0.0	0.0	0.0
30°	1021.1	1086.5	1056.0	1191.3	798.5	820.4	589.1	292.4	130.9	34.9	0.0
28°	2836.4	2893.1	2766.5	2736.0	2085.8	2020.4	1640.7	999.3	576.0	288.0	74.2
26°	5026.9	5057.5	4939.6	4804.4	3922.9	3752.7	3198.5	2155.6	1470.5	885.8	440.7
24°	7400.7	7374.5	7291.6	7029.8	6034.9	5733.8	5079.3	3792.0	2801.5	1898.2	1191.3
22°	9840.0	9744.0	9669.8	9307.6	8242.9	7806.5	7086.5	5664.0	4407.3	3250.9	2277.8
20°	12288.0	12192.0	12048.0	11629.1	10372.4	9874.9	9111.3	7645.1	6178.9	4852.4	3565.1
18°	15600.0	15687.3	15294.5	14539.6	12859.6	11991.3	10965.8	9495.3	7928.7	6449.5	4957.1
16°	19959.3	20042.2	19173.8	18165.8	15861.8	14674.9	13082.2	11227.6	9534.5	8050.9	6414.5
14°	27141.8	27072.0	25396.4	23428.4	19819.6	17694.5	15652.4	13234.9	11092.4	9442.9	7714.9
12°	39338.2	38941.1	36165.8	32264.7	25365.8	21525.8	18584.7	15469.1	12728.7	10721.5	8871.3
10°	50395.6	49832.7	47162.2	42589.1	33979.6	27067.6	22075.6	17829.8	14544.0	12061.1	9883.6
8°	66034.9	64215.3	58350.5	51216.0	43200.0	34529.5	26866.9	20434.9	16258.9	13282.9	10826.2
6°	83000.7	82721.5	75844.4	62535.3	50256.0	41485.1	31906.9	23336.7	17834.2	14356.4	11598.5
4°	91322.2	90973.1	86382.5	74814.5	56757.8	46158.5	35969.5	25797.8	19143.3	15194.2	12161.5
2°	90257.5	92574.5	90532.4	81037.1	62679.3	48689.5	38308.4	27451.6	20020.4	15761.5	12580.4



REPORT NUMBER: P980928  
 CATALOG NUMBER: NFFLD-C40-7060-33

**CANDELA DISTRIBUTION (continued):**

	0°	2°	4°	6°	8°	10°	12°	14°	16°	18°	20°
0°	89742.5	90178.9	90820.4	82481.5	64372.4	49383.3	38674.9	27783.3	20277.8	15918.5	12645.8
-2°	92029.1	91213.1	89035.6	79230.5	61440.0	48209.5	37143.3	26701.1	19845.8	15639.3	12405.8
-4°	91077.8	89127.3	82686.5	69901.1	55108.4	45364.4	33661.1	24576.0	18868.4	15019.6	11952.0
-6°	82686.5	78497.5	69552.0	56919.3	48693.8	39866.2	29096.7	21957.8	17467.6	14103.3	11284.4
-8°	63556.4	57931.6	54043.6	47685.8	41611.6	32522.2	24336.0	19339.6	15866.2	12999.3	10512.0
-10°	49003.6	46324.4	43880.7	38173.1	32413.1	25745.5	20295.3	16865.5	14164.4	11781.8	9600.0
-12°	37745.5	35458.9	32561.5	27914.2	24418.9	20696.7	17122.9	14644.4	12519.3	10564.4	8626.9
-14°	26426.2	25003.6	23550.5	21124.4	19296.0	16970.2	14465.5	12562.9	10992.0	9264.0	7426.9
-16°	19933.1	19156.4	18318.5	16791.3	15678.5	14024.7	12157.1	10808.7	9547.6	7893.8	6130.9
-18°	15682.9	14980.4	14474.2	13527.3	12776.7	11559.3	10302.5	9163.6	7941.8	6296.7	4695.3
-20°	12349.1	11982.5	11554.9	10970.2	10546.9	9600.0	8408.7	7309.1	6183.3	4664.7	3312.0
-22°	9997.1	9696.0	9338.2	8770.9	8352.0	7470.5	6344.7	5506.9	4481.5	3159.3	2090.2
-24°	7640.7	7352.7	7038.5	6493.1	6087.3	5319.3	4363.6	3696.0	2897.5	1793.5	1029.8
-26°	5336.7	5048.7	4795.6	4285.1	3949.1	3320.7	2600.7	2107.6	1505.5	763.6	349.1
-28°	3211.6	2941.1	2770.9	2325.8	2090.2	1649.5	1230.5	907.6	576.0	226.9	43.6
-30°	1474.9	1304.7	1200.0	907.6	798.5	549.8	370.9	257.5	130.9	21.8	0.0
-32°	427.6	344.7	292.4	213.8	196.4	104.7	39.3	13.1	4.4	0.0	0.0
-34°	65.5	39.3	13.1	0.0	0.0	0.0	0.0	0.0	0.0	0.0	0.0
-36°	0.0	0.0	0.0	0.0	0.0	0.0	0.0	0.0	0.0	0.0	0.0
-38°	0.0	0.0	0.0	0.0	0.0	0.0	0.0	0.0	0.0	0.0	0.0
-40°	0.0	0.0	0.0	0.0	0.0	0.0	0.0	0.0	0.0	0.0	0.0
-42°	0.0	0.0	0.0	0.0	0.0	0.0	0.0	0.0	0.0	0.0	0.0
-44°	0.0	0.0	0.0	0.0	0.0	0.0	0.0	0.0	0.0	0.0	0.0
-46°	0.0	0.0	0.0	0.0	0.0	0.0	0.0	0.0	0.0	0.0	0.0
-48°	0.0	0.0	0.0	0.0	0.0	0.0	0.0	0.0	0.0	0.0	0.0
-50°	0.0	0.0	0.0	0.0	0.0	0.0	0.0	0.0	0.0	0.0	0.0
-52°	0.0	0.0	0.0	0.0	0.0	0.0	0.0	0.0	0.0	0.0	0.0
-54°	0.0	0.0	0.0	0.0	0.0	0.0	0.0	0.0	0.0	0.0	0.0
-56°	0.0	0.0	0.0	0.0	0.0	0.0	0.0	0.0	0.0	0.0	0.0
-58°	0.0	0.0	0.0	0.0	0.0	0.0	0.0	0.0	0.0	0.0	0.0
-60°	0.0	0.0	0.0	0.0	0.0	0.0	0.0	0.0	0.0	0.0	0.0
-62°	0.0	0.0	0.0	0.0	0.0	0.0	0.0	0.0	0.0	0.0	0.0
-64°	0.0	0.0	0.0	0.0	0.0	0.0	0.0	0.0	0.0	0.0	0.0
-66°	0.0	0.0	0.0	0.0	0.0	0.0	0.0	0.0	0.0	0.0	0.0
-68°	0.0	0.0	0.0	0.0	0.0	0.0	0.0	0.0	0.0	0.0	0.0
-70°	0.0	0.0	0.0	0.0	0.0	0.0	0.0	0.0	0.0	0.0	0.0
-72°	0.0	0.0	0.0	0.0	0.0	0.0	0.0	0.0	0.0	0.0	0.0
-74°	0.0	0.0	0.0	0.0	0.0	0.0	0.0	0.0	0.0	0.0	0.0
-76°	0.0	0.0	0.0	0.0	0.0	0.0	0.0	0.0	0.0	0.0	0.0
-78°	0.0	0.0	0.0	0.0	0.0	0.0	0.0	0.0	0.0	0.0	0.0
-80°	0.0	0.0	0.0	0.0	0.0	0.0	0.0	0.0	0.0	0.0	0.0
-82°	0.0	0.0	0.0	0.0	0.0	0.0	0.0	0.0	0.0	0.0	0.0
-84°	0.0	0.0	0.0	0.0	0.0	0.0	0.0	0.0	0.0	0.0	0.0
-86°	0.0	0.0	0.0	0.0	0.0	0.0	0.0	0.0	0.0	0.0	0.0
-88°	0.0	0.0	0.0	0.0	0.0	0.0	0.0	0.0	0.0	0.0	0.0



REPORT NUMBER: P980928  
CATALOG NUMBER: NFFLD-C40-7060-33

**CANDELA DISTRIBUTION (continued):**

	0°	2°	4°	6°	8°	10°	12°	14°	16°	18°	20°
-90°	0.0	0.0	0.0	0.0	0.0	0.0	0.0	0.0	0.0	0.0	0.0



REPORT NUMBER: P980928  
 CATALOG NUMBER: NFFLD-C40-7060-33

**CANDELA DISTRIBUTION (continued):**

	22°	24°	26°	28°	30°	32°	34°	36°	38°	40°	42°
90°	0.0	0.0	0.0	0.0	0.0	0.0	0.0	0.0	0.0	0.0	0.0
88°	0.0	0.0	0.0	0.0	0.0	0.0	0.0	0.0	0.0	0.0	0.0
86°	0.0	0.0	0.0	0.0	0.0	0.0	0.0	0.0	0.0	0.0	0.0
84°	0.0	0.0	0.0	0.0	0.0	0.0	0.0	0.0	0.0	0.0	0.0
82°	0.0	0.0	0.0	0.0	0.0	0.0	0.0	0.0	0.0	0.0	0.0
80°	0.0	0.0	0.0	0.0	0.0	0.0	0.0	0.0	0.0	0.0	0.0
78°	0.0	0.0	0.0	0.0	0.0	0.0	0.0	0.0	0.0	0.0	0.0
76°	0.0	0.0	0.0	0.0	0.0	0.0	0.0	0.0	0.0	0.0	0.0
74°	0.0	0.0	0.0	0.0	0.0	0.0	0.0	0.0	0.0	0.0	0.0
72°	0.0	0.0	0.0	0.0	0.0	0.0	0.0	0.0	0.0	0.0	0.0
70°	0.0	0.0	0.0	0.0	0.0	0.0	0.0	0.0	0.0	0.0	0.0
68°	0.0	0.0	0.0	0.0	0.0	0.0	0.0	0.0	0.0	0.0	0.0
66°	0.0	0.0	0.0	0.0	0.0	0.0	0.0	0.0	0.0	0.0	0.0
64°	0.0	0.0	0.0	0.0	0.0	0.0	0.0	0.0	0.0	0.0	0.0
62°	0.0	0.0	0.0	0.0	0.0	0.0	0.0	0.0	0.0	0.0	0.0
60°	0.0	0.0	0.0	0.0	0.0	0.0	0.0	0.0	0.0	0.0	0.0
58°	0.0	0.0	0.0	0.0	0.0	0.0	0.0	0.0	0.0	0.0	0.0
56°	0.0	0.0	0.0	0.0	0.0	0.0	0.0	0.0	0.0	0.0	0.0
54°	0.0	0.0	0.0	0.0	0.0	0.0	0.0	0.0	0.0	0.0	0.0
52°	0.0	0.0	0.0	0.0	0.0	0.0	0.0	0.0	0.0	0.0	0.0
50°	0.0	0.0	0.0	0.0	0.0	0.0	0.0	0.0	0.0	0.0	0.0
48°	0.0	0.0	0.0	0.0	0.0	0.0	0.0	0.0	0.0	0.0	0.0
46°	0.0	0.0	0.0	0.0	0.0	0.0	0.0	0.0	0.0	0.0	0.0
44°	0.0	0.0	0.0	0.0	0.0	0.0	0.0	0.0	0.0	0.0	0.0
42°	0.0	0.0	0.0	0.0	0.0	0.0	0.0	0.0	0.0	0.0	0.0
40°	0.0	0.0	0.0	0.0	0.0	0.0	0.0	0.0	0.0	0.0	0.0
38°	0.0	0.0	0.0	0.0	0.0	0.0	0.0	0.0	0.0	0.0	0.0
36°	0.0	0.0	0.0	0.0	0.0	0.0	0.0	0.0	0.0	0.0	0.0
34°	0.0	0.0	0.0	0.0	0.0	0.0	0.0	0.0	0.0	0.0	0.0
32°	0.0	0.0	0.0	0.0	0.0	0.0	0.0	0.0	0.0	0.0	0.0
30°	0.0	0.0	0.0	0.0	0.0	0.0	0.0	0.0	0.0	0.0	0.0
28°	21.8	0.0	0.0	0.0	0.0	0.0	0.0	0.0	0.0	0.0	0.0
26°	200.7	34.9	8.7	0.0	0.0	0.0	0.0	0.0	0.0	0.0	0.0
24°	628.4	187.6	74.2	0.0	0.0	0.0	0.0	0.0	0.0	0.0	0.0
22°	1378.9	558.5	244.4	0.0	0.0	0.0	0.0	0.0	0.0	0.0	0.0
20°	2352.0	1248.0	593.5	61.1	34.9	0.0	0.0	0.0	0.0	0.0	0.0
18°	3464.7	2107.6	1108.4	244.4	130.9	0.0	0.0	0.0	0.0	0.0	0.0
16°	4660.4	3050.2	1771.6	610.9	318.5	0.0	0.0	0.0	0.0	0.0	0.0
14°	5777.5	4010.2	2491.6	1134.5	549.8	56.7	0.0	0.0	0.0	0.0	0.0
12°	6881.5	4952.7	3216.0	1680.0	829.1	148.4	0.0	0.0	0.0	0.0	0.0
10°	7854.5	5799.3	3896.7	2199.3	1104.0	261.8	4.4	4.4	0.0	0.0	0.0
8°	8666.2	6510.5	4477.1	2653.1	1365.8	405.8	30.5	13.1	0.0	0.0	0.0
6°	9312.0	7082.2	4952.7	3024.0	1588.4	532.4	56.7	21.8	0.0	0.0	0.0
4°	9761.5	7483.6	5301.8	3298.9	1758.5	632.7	78.5	34.9	0.0	0.0	0.0
2°	10036.4	7701.8	5493.8	3451.6	1854.5	693.8	96.0	39.3	0.0	0.0	0.0



REPORT NUMBER: P980928  
 CATALOG NUMBER: NFFLD-C40-7060-33

**CANDELA DISTRIBUTION (continued):**

	22°	24°	26°	28°	30°	32°	34°	36°	38°	40°	42°
0°	10110.5	7767.3	5546.2	3490.9	1885.1	715.6	100.4	43.6	0.0	0.0	0.0
-2°	9979.6	7662.5	5445.8	3403.6	1824.0	685.1	96.0	39.3	0.0	0.0	0.0
-4°	9665.5	7383.3	5184.0	3202.9	1697.5	610.9	78.5	34.9	0.0	0.0	0.0
-6°	9176.7	6938.2	4786.9	2888.7	1501.1	501.8	52.4	21.8	0.0	0.0	0.0
-8°	8513.5	6331.6	4276.4	2482.9	1256.7	370.9	26.2	13.1	0.0	0.0	0.0
-10°	7666.9	5563.6	3652.4	2011.6	990.5	235.6	4.4	0.0	0.0	0.0	0.0
-12°	6676.4	4673.5	2945.5	1488.0	720.0	130.9	0.0	0.0	0.0	0.0	0.0
-14°	5554.9	3700.4	2199.3	938.2	453.8	48.0	0.0	0.0	0.0	0.0	0.0
-16°	4359.3	2709.8	1488.0	427.6	226.9	0.0	0.0	0.0	0.0	0.0	0.0
-18°	3168.0	1762.9	881.5	144.0	78.5	0.0	0.0	0.0	0.0	0.0	0.0
-20°	2059.6	925.1	427.6	30.5	17.5	0.0	0.0	0.0	0.0	0.0	0.0
-22°	1147.6	318.5	148.4	0.0	0.0	0.0	0.0	0.0	0.0	0.0	0.0
-24°	488.7	100.4	43.6	0.0	0.0	0.0	0.0	0.0	0.0	0.0	0.0
-26°	144.0	13.1	4.4	0.0	0.0	0.0	0.0	0.0	0.0	0.0	0.0
-28°	13.1	0.0	0.0	0.0	0.0	0.0	0.0	0.0	0.0	0.0	0.0
-30°	0.0	0.0	0.0	0.0	0.0	0.0	0.0	0.0	0.0	0.0	0.0
-32°	0.0	0.0	0.0	0.0	0.0	0.0	0.0	0.0	0.0	0.0	0.0
-34°	0.0	0.0	0.0	0.0	0.0	0.0	0.0	0.0	0.0	0.0	0.0
-36°	0.0	0.0	0.0	0.0	0.0	0.0	0.0	0.0	0.0	0.0	0.0
-38°	0.0	0.0	0.0	0.0	0.0	0.0	0.0	0.0	0.0	0.0	0.0
-40°	0.0	0.0	0.0	0.0	0.0	0.0	0.0	0.0	0.0	0.0	0.0
-42°	0.0	0.0	0.0	0.0	0.0	0.0	0.0	0.0	0.0	0.0	0.0
-44°	0.0	0.0	0.0	0.0	0.0	0.0	0.0	0.0	0.0	0.0	0.0
-46°	0.0	0.0	0.0	0.0	0.0	0.0	0.0	0.0	0.0	0.0	0.0
-48°	0.0	0.0	0.0	0.0	0.0	0.0	0.0	0.0	0.0	0.0	0.0
-50°	0.0	0.0	0.0	0.0	0.0	0.0	0.0	0.0	0.0	0.0	0.0
-52°	0.0	0.0	0.0	0.0	0.0	0.0	0.0	0.0	0.0	0.0	0.0
-54°	0.0	0.0	0.0	0.0	0.0	0.0	0.0	0.0	0.0	0.0	0.0
-56°	0.0	0.0	0.0	0.0	0.0	0.0	0.0	0.0	0.0	0.0	0.0
-58°	0.0	0.0	0.0	0.0	0.0	0.0	0.0	0.0	0.0	0.0	0.0
-60°	0.0	0.0	0.0	0.0	0.0	0.0	0.0	0.0	0.0	0.0	0.0
-62°	0.0	0.0	0.0	0.0	0.0	0.0	0.0	0.0	0.0	0.0	0.0
-64°	0.0	0.0	0.0	0.0	0.0	0.0	0.0	0.0	0.0	0.0	0.0
-66°	0.0	0.0	0.0	0.0	0.0	0.0	0.0	0.0	0.0	0.0	0.0
-68°	0.0	0.0	0.0	0.0	0.0	0.0	0.0	0.0	0.0	0.0	0.0
-70°	0.0	0.0	0.0	0.0	0.0	0.0	0.0	0.0	0.0	0.0	0.0
-72°	0.0	0.0	0.0	0.0	0.0	0.0	0.0	0.0	0.0	0.0	0.0
-74°	0.0	0.0	0.0	0.0	0.0	0.0	0.0	0.0	0.0	0.0	0.0
-76°	0.0	0.0	0.0	0.0	0.0	0.0	0.0	0.0	0.0	0.0	0.0
-78°	0.0	0.0	0.0	0.0	0.0	0.0	0.0	0.0	0.0	0.0	0.0
-80°	0.0	0.0	0.0	0.0	0.0	0.0	0.0	0.0	0.0	0.0	0.0
-82°	0.0	0.0	0.0	0.0	0.0	0.0	0.0	0.0	0.0	0.0	0.0
-84°	0.0	0.0	0.0	0.0	0.0	0.0	0.0	0.0	0.0	0.0	0.0
-86°	0.0	0.0	0.0	0.0	0.0	0.0	0.0	0.0	0.0	0.0	0.0
-88°	0.0	0.0	0.0	0.0	0.0	0.0	0.0	0.0	0.0	0.0	0.0



REPORT NUMBER: P980928  
CATALOG NUMBER: NFFLD-C40-7060-33

**CANDELA DISTRIBUTION (continued):**

	22°	24°	26°	28°	30°	32°	34°	36°	38°	40°	42°
-90°	0.0	0.0	0.0	0.0	0.0	0.0	0.0	0.0	0.0	0.0	0.0



REPORT NUMBER: P980928  
 CATALOG NUMBER: NFFLD-C40-7060-33

**CANDELA DISTRIBUTION (continued):**

	44°	46°	48°	50°	52°	54°	56°	58°	60°	62°	64°
90°	0.0	0.0	0.0	0.0	0.0	0.0	0.0	0.0	0.0	0.0	0.0
88°	0.0	0.0	0.0	0.0	0.0	0.0	0.0	0.0	0.0	0.0	0.0
86°	0.0	0.0	0.0	0.0	0.0	0.0	0.0	0.0	0.0	0.0	0.0
84°	0.0	0.0	0.0	0.0	0.0	0.0	0.0	0.0	0.0	0.0	0.0
82°	0.0	0.0	0.0	0.0	0.0	0.0	0.0	0.0	0.0	0.0	0.0
80°	0.0	0.0	0.0	0.0	0.0	0.0	0.0	0.0	0.0	0.0	0.0
78°	0.0	0.0	0.0	0.0	0.0	0.0	0.0	0.0	0.0	0.0	0.0
76°	0.0	0.0	0.0	0.0	0.0	0.0	0.0	0.0	0.0	0.0	0.0
74°	0.0	0.0	0.0	0.0	0.0	0.0	0.0	0.0	0.0	0.0	0.0
72°	0.0	0.0	0.0	0.0	0.0	0.0	0.0	0.0	0.0	0.0	0.0
70°	0.0	0.0	0.0	0.0	0.0	0.0	0.0	0.0	0.0	0.0	0.0
68°	0.0	0.0	0.0	0.0	0.0	0.0	0.0	0.0	0.0	0.0	0.0
66°	0.0	0.0	0.0	0.0	0.0	0.0	0.0	0.0	0.0	0.0	0.0
64°	0.0	0.0	0.0	0.0	0.0	0.0	0.0	0.0	0.0	0.0	0.0
62°	0.0	0.0	0.0	0.0	0.0	0.0	0.0	0.0	0.0	0.0	0.0
60°	0.0	0.0	0.0	0.0	0.0	0.0	0.0	0.0	0.0	0.0	0.0
58°	0.0	0.0	0.0	0.0	0.0	0.0	0.0	0.0	0.0	0.0	0.0
56°	0.0	0.0	0.0	0.0	0.0	0.0	0.0	0.0	0.0	0.0	0.0
54°	0.0	0.0	0.0	0.0	0.0	0.0	0.0	0.0	0.0	0.0	0.0
52°	0.0	0.0	0.0	0.0	0.0	0.0	0.0	0.0	0.0	0.0	0.0
50°	0.0	0.0	0.0	0.0	0.0	0.0	0.0	0.0	0.0	0.0	0.0
48°	0.0	0.0	0.0	0.0	0.0	0.0	0.0	0.0	0.0	0.0	0.0
46°	0.0	0.0	0.0	0.0	0.0	0.0	0.0	0.0	0.0	0.0	0.0
44°	0.0	0.0	0.0	0.0	0.0	0.0	0.0	0.0	0.0	0.0	0.0
42°	0.0	0.0	0.0	0.0	0.0	0.0	0.0	0.0	0.0	0.0	0.0
40°	0.0	0.0	0.0	0.0	0.0	0.0	0.0	0.0	0.0	0.0	0.0
38°	0.0	0.0	0.0	0.0	0.0	0.0	0.0	0.0	0.0	0.0	0.0
36°	0.0	0.0	0.0	0.0	0.0	0.0	0.0	0.0	0.0	0.0	0.0
34°	0.0	0.0	0.0	0.0	0.0	0.0	0.0	0.0	0.0	0.0	0.0
32°	0.0	0.0	0.0	0.0	0.0	0.0	0.0	0.0	0.0	0.0	0.0
30°	0.0	0.0	0.0	0.0	0.0	0.0	0.0	0.0	0.0	0.0	0.0
28°	0.0	0.0	0.0	0.0	0.0	0.0	0.0	0.0	0.0	0.0	0.0
26°	0.0	0.0	0.0	0.0	0.0	0.0	0.0	0.0	0.0	0.0	0.0
24°	0.0	0.0	0.0	0.0	0.0	0.0	0.0	0.0	0.0	0.0	0.0
22°	0.0	0.0	0.0	0.0	0.0	0.0	0.0	0.0	0.0	0.0	0.0
20°	0.0	0.0	0.0	0.0	0.0	0.0	0.0	0.0	0.0	0.0	0.0
18°	0.0	0.0	0.0	0.0	0.0	0.0	0.0	0.0	0.0	0.0	0.0
16°	0.0	0.0	0.0	0.0	0.0	0.0	0.0	0.0	0.0	0.0	0.0
14°	0.0	0.0	0.0	0.0	0.0	0.0	0.0	0.0	0.0	0.0	0.0
12°	0.0	0.0	0.0	0.0	0.0	0.0	0.0	0.0	0.0	0.0	0.0
10°	0.0	0.0	0.0	0.0	0.0	0.0	0.0	0.0	0.0	0.0	0.0
8°	0.0	0.0	0.0	0.0	0.0	0.0	0.0	0.0	0.0	0.0	0.0
6°	0.0	0.0	0.0	0.0	0.0	0.0	0.0	0.0	0.0	0.0	0.0
4°	0.0	0.0	0.0	0.0	0.0	0.0	0.0	0.0	0.0	0.0	0.0
2°	0.0	0.0	0.0	0.0	0.0	0.0	0.0	0.0	0.0	0.0	0.0



REPORT NUMBER: P980928  
 CATALOG NUMBER: NFFLD-C40-7060-33

**CANDELA DISTRIBUTION (continued):**

	44°	46°	48°	50°	52°	54°	56°	58°	60°	62°	64°
0°	0.0	0.0	0.0	0.0	0.0	0.0	0.0	0.0	0.0	0.0	0.0
-2°	0.0	0.0	0.0	0.0	0.0	0.0	0.0	0.0	0.0	0.0	0.0
-4°	0.0	0.0	0.0	0.0	0.0	0.0	0.0	0.0	0.0	0.0	0.0
-6°	0.0	0.0	0.0	0.0	0.0	0.0	0.0	0.0	0.0	0.0	0.0
-8°	0.0	0.0	0.0	0.0	0.0	0.0	0.0	0.0	0.0	0.0	0.0
-10°	0.0	0.0	0.0	0.0	0.0	0.0	0.0	0.0	0.0	0.0	0.0
-12°	0.0	0.0	0.0	0.0	0.0	0.0	0.0	0.0	0.0	0.0	0.0
-14°	0.0	0.0	0.0	0.0	0.0	0.0	0.0	0.0	0.0	0.0	0.0
-16°	0.0	0.0	0.0	0.0	0.0	0.0	0.0	0.0	0.0	0.0	0.0
-18°	0.0	0.0	0.0	0.0	0.0	0.0	0.0	0.0	0.0	0.0	0.0
-20°	0.0	0.0	0.0	0.0	0.0	0.0	0.0	0.0	0.0	0.0	0.0
-22°	0.0	0.0	0.0	0.0	0.0	0.0	0.0	0.0	0.0	0.0	0.0
-24°	0.0	0.0	0.0	0.0	0.0	0.0	0.0	0.0	0.0	0.0	0.0
-26°	0.0	0.0	0.0	0.0	0.0	0.0	0.0	0.0	0.0	0.0	0.0
-28°	0.0	0.0	0.0	0.0	0.0	0.0	0.0	0.0	0.0	0.0	0.0
-30°	0.0	0.0	0.0	0.0	0.0	0.0	0.0	0.0	0.0	0.0	0.0
-32°	0.0	0.0	0.0	0.0	0.0	0.0	0.0	0.0	0.0	0.0	0.0
-34°	0.0	0.0	0.0	0.0	0.0	0.0	0.0	0.0	0.0	0.0	0.0
-36°	0.0	0.0	0.0	0.0	0.0	0.0	0.0	0.0	0.0	0.0	0.0
-38°	0.0	0.0	0.0	0.0	0.0	0.0	0.0	0.0	0.0	0.0	0.0
-40°	0.0	0.0	0.0	0.0	0.0	0.0	0.0	0.0	0.0	0.0	0.0
-42°	0.0	0.0	0.0	0.0	0.0	0.0	0.0	0.0	0.0	0.0	0.0
-44°	0.0	0.0	0.0	0.0	0.0	0.0	0.0	0.0	0.0	0.0	0.0
-46°	0.0	0.0	0.0	0.0	0.0	0.0	0.0	0.0	0.0	0.0	0.0
-48°	0.0	0.0	0.0	0.0	0.0	0.0	0.0	0.0	0.0	0.0	0.0
-50°	0.0	0.0	0.0	0.0	0.0	0.0	0.0	0.0	0.0	0.0	0.0
-52°	0.0	0.0	0.0	0.0	0.0	0.0	0.0	0.0	0.0	0.0	0.0
-54°	0.0	0.0	0.0	0.0	0.0	0.0	0.0	0.0	0.0	0.0	0.0
-56°	0.0	0.0	0.0	0.0	0.0	0.0	0.0	0.0	0.0	0.0	0.0
-58°	0.0	0.0	0.0	0.0	0.0	0.0	0.0	0.0	0.0	0.0	0.0
-60°	0.0	0.0	0.0	0.0	0.0	0.0	0.0	0.0	0.0	0.0	0.0
-62°	0.0	0.0	0.0	0.0	0.0	0.0	0.0	0.0	0.0	0.0	0.0
-64°	0.0	0.0	0.0	0.0	0.0	0.0	0.0	0.0	0.0	0.0	0.0
-66°	0.0	0.0	0.0	0.0	0.0	0.0	0.0	0.0	0.0	0.0	0.0
-68°	0.0	0.0	0.0	0.0	0.0	0.0	0.0	0.0	0.0	0.0	0.0
-70°	0.0	0.0	0.0	0.0	0.0	0.0	0.0	0.0	0.0	0.0	0.0
-72°	0.0	0.0	0.0	0.0	0.0	0.0	0.0	0.0	0.0	0.0	0.0
-74°	0.0	0.0	0.0	0.0	0.0	0.0	0.0	0.0	0.0	0.0	0.0
-76°	0.0	0.0	0.0	0.0	0.0	0.0	0.0	0.0	0.0	0.0	0.0
-78°	0.0	0.0	0.0	0.0	0.0	0.0	0.0	0.0	0.0	0.0	0.0
-80°	0.0	0.0	0.0	0.0	0.0	0.0	0.0	0.0	0.0	0.0	0.0
-82°	0.0	0.0	0.0	0.0	0.0	0.0	0.0	0.0	0.0	0.0	0.0
-84°	0.0	0.0	0.0	0.0	0.0	0.0	0.0	0.0	0.0	0.0	0.0
-86°	0.0	0.0	0.0	0.0	0.0	0.0	0.0	0.0	0.0	0.0	0.0
-88°	0.0	0.0	0.0	0.0	0.0	0.0	0.0	0.0	0.0	0.0	0.0



REPORT NUMBER: P980928  
CATALOG NUMBER: NFFLD-C40-7060-33

**CANDELA DISTRIBUTION (continued):**

	44°	46°	48°	50°	52°	54°	56°	58°	60°	62°	64°
-90°	0.0	0.0	0.0	0.0	0.0	0.0	0.0	0.0	0.0	0.0	0.0



REPORT NUMBER: P980928  
 CATALOG NUMBER: NFFLD-C40-7060-33

**CANDELA DISTRIBUTION (continued):**

	66°	68°	70°	72°	74°	76°	78°	80°	82°	84°	86°
90°	0.0	0.0	0.0	0.0	0.0	0.0	0.0	0.0	0.0	0.0	0.0
88°	0.0	0.0	0.0	0.0	0.0	0.0	0.0	0.0	0.0	0.0	0.0
86°	0.0	0.0	0.0	0.0	0.0	0.0	0.0	0.0	0.0	0.0	0.0
84°	0.0	0.0	0.0	0.0	0.0	0.0	0.0	0.0	0.0	0.0	0.0
82°	0.0	0.0	0.0	0.0	0.0	0.0	0.0	0.0	0.0	0.0	0.0
80°	0.0	0.0	0.0	0.0	0.0	0.0	0.0	0.0	0.0	0.0	0.0
78°	0.0	0.0	0.0	0.0	0.0	0.0	0.0	0.0	0.0	0.0	0.0
76°	0.0	0.0	0.0	0.0	0.0	0.0	0.0	0.0	0.0	0.0	0.0
74°	0.0	0.0	0.0	0.0	0.0	0.0	0.0	0.0	0.0	0.0	0.0
72°	0.0	0.0	0.0	0.0	0.0	0.0	0.0	0.0	0.0	0.0	0.0
70°	0.0	0.0	0.0	0.0	0.0	0.0	0.0	0.0	0.0	0.0	0.0
68°	0.0	0.0	0.0	0.0	0.0	0.0	0.0	0.0	0.0	0.0	0.0
66°	0.0	0.0	0.0	0.0	0.0	0.0	0.0	0.0	0.0	0.0	0.0
64°	0.0	0.0	0.0	0.0	0.0	0.0	0.0	0.0	0.0	0.0	0.0
62°	0.0	0.0	0.0	0.0	0.0	0.0	0.0	0.0	0.0	0.0	0.0
60°	0.0	0.0	0.0	0.0	0.0	0.0	0.0	0.0	0.0	0.0	0.0
58°	0.0	0.0	0.0	0.0	0.0	0.0	0.0	0.0	0.0	0.0	0.0
56°	0.0	0.0	0.0	0.0	0.0	0.0	0.0	0.0	0.0	0.0	0.0
54°	0.0	0.0	0.0	0.0	0.0	0.0	0.0	0.0	0.0	0.0	0.0
52°	0.0	0.0	0.0	0.0	0.0	0.0	0.0	0.0	0.0	0.0	0.0
50°	0.0	0.0	0.0	0.0	0.0	0.0	0.0	0.0	0.0	0.0	0.0
48°	0.0	0.0	0.0	0.0	0.0	0.0	0.0	0.0	0.0	0.0	0.0
46°	0.0	0.0	0.0	0.0	0.0	0.0	0.0	0.0	0.0	0.0	0.0
44°	0.0	0.0	0.0	0.0	0.0	0.0	0.0	0.0	0.0	0.0	0.0
42°	0.0	0.0	0.0	0.0	0.0	0.0	0.0	0.0	0.0	0.0	0.0
40°	0.0	0.0	0.0	0.0	0.0	0.0	0.0	0.0	0.0	0.0	0.0
38°	0.0	0.0	0.0	0.0	0.0	0.0	0.0	0.0	0.0	0.0	0.0
36°	0.0	0.0	0.0	0.0	0.0	0.0	0.0	0.0	0.0	0.0	0.0
34°	0.0	0.0	0.0	0.0	0.0	0.0	0.0	0.0	0.0	0.0	0.0
32°	0.0	0.0	0.0	0.0	0.0	0.0	0.0	0.0	0.0	0.0	0.0
30°	0.0	0.0	0.0	0.0	0.0	0.0	0.0	0.0	0.0	0.0	0.0
28°	0.0	0.0	0.0	0.0	0.0	0.0	0.0	0.0	0.0	0.0	0.0
26°	0.0	0.0	0.0	0.0	0.0	0.0	0.0	0.0	0.0	0.0	0.0
24°	0.0	0.0	0.0	0.0	0.0	0.0	0.0	0.0	0.0	0.0	0.0
22°	0.0	0.0	0.0	0.0	0.0	0.0	0.0	0.0	0.0	0.0	0.0
20°	0.0	0.0	0.0	0.0	0.0	0.0	0.0	0.0	0.0	0.0	0.0
18°	0.0	0.0	0.0	0.0	0.0	0.0	0.0	0.0	0.0	0.0	0.0
16°	0.0	0.0	0.0	0.0	0.0	0.0	0.0	0.0	0.0	0.0	0.0
14°	0.0	0.0	0.0	0.0	0.0	0.0	0.0	0.0	0.0	0.0	0.0
12°	0.0	0.0	0.0	0.0	0.0	0.0	0.0	0.0	0.0	0.0	0.0
10°	0.0	0.0	0.0	0.0	0.0	0.0	0.0	0.0	0.0	0.0	0.0
8°	0.0	0.0	0.0	0.0	0.0	0.0	0.0	0.0	0.0	0.0	0.0
6°	0.0	0.0	0.0	0.0	0.0	0.0	0.0	0.0	0.0	0.0	0.0
4°	0.0	0.0	0.0	0.0	0.0	0.0	0.0	0.0	0.0	0.0	0.0
2°	0.0	0.0	0.0	0.0	0.0	0.0	0.0	0.0	0.0	0.0	0.0



REPORT NUMBER: P980928  
 CATALOG NUMBER: NFFLD-C40-7060-33

**CANDELA DISTRIBUTION (continued):**

	66°	68°	70°	72°	74°	76°	78°	80°	82°	84°	86°
0°	0.0	0.0	0.0	0.0	0.0	0.0	0.0	0.0	0.0	0.0	0.0
-2°	0.0	0.0	0.0	0.0	0.0	0.0	0.0	0.0	0.0	0.0	0.0
-4°	0.0	0.0	0.0	0.0	0.0	0.0	0.0	0.0	0.0	0.0	0.0
-6°	0.0	0.0	0.0	0.0	0.0	0.0	0.0	0.0	0.0	0.0	0.0
-8°	0.0	0.0	0.0	0.0	0.0	0.0	0.0	0.0	0.0	0.0	0.0
-10°	0.0	0.0	0.0	0.0	0.0	0.0	0.0	0.0	0.0	0.0	0.0
-12°	0.0	0.0	0.0	0.0	0.0	0.0	0.0	0.0	0.0	0.0	0.0
-14°	0.0	0.0	0.0	0.0	0.0	0.0	0.0	0.0	0.0	0.0	0.0
-16°	0.0	0.0	0.0	0.0	0.0	0.0	0.0	0.0	0.0	0.0	0.0
-18°	0.0	0.0	0.0	0.0	0.0	0.0	0.0	0.0	0.0	0.0	0.0
-20°	0.0	0.0	0.0	0.0	0.0	0.0	0.0	0.0	0.0	0.0	0.0
-22°	0.0	0.0	0.0	0.0	0.0	0.0	0.0	0.0	0.0	0.0	0.0
-24°	0.0	0.0	0.0	0.0	0.0	0.0	0.0	0.0	0.0	0.0	0.0
-26°	0.0	0.0	0.0	0.0	0.0	0.0	0.0	0.0	0.0	0.0	0.0
-28°	0.0	0.0	0.0	0.0	0.0	0.0	0.0	0.0	0.0	0.0	0.0
-30°	0.0	0.0	0.0	0.0	0.0	0.0	0.0	0.0	0.0	0.0	0.0
-32°	0.0	0.0	0.0	0.0	0.0	0.0	0.0	0.0	0.0	0.0	0.0
-34°	0.0	0.0	0.0	0.0	0.0	0.0	0.0	0.0	0.0	0.0	0.0
-36°	0.0	0.0	0.0	0.0	0.0	0.0	0.0	0.0	0.0	0.0	0.0
-38°	0.0	0.0	0.0	0.0	0.0	0.0	0.0	0.0	0.0	0.0	0.0
-40°	0.0	0.0	0.0	0.0	0.0	0.0	0.0	0.0	0.0	0.0	0.0
-42°	0.0	0.0	0.0	0.0	0.0	0.0	0.0	0.0	0.0	0.0	0.0
-44°	0.0	0.0	0.0	0.0	0.0	0.0	0.0	0.0	0.0	0.0	0.0
-46°	0.0	0.0	0.0	0.0	0.0	0.0	0.0	0.0	0.0	0.0	0.0
-48°	0.0	0.0	0.0	0.0	0.0	0.0	0.0	0.0	0.0	0.0	0.0
-50°	0.0	0.0	0.0	0.0	0.0	0.0	0.0	0.0	0.0	0.0	0.0
-52°	0.0	0.0	0.0	0.0	0.0	0.0	0.0	0.0	0.0	0.0	0.0
-54°	0.0	0.0	0.0	0.0	0.0	0.0	0.0	0.0	0.0	0.0	0.0
-56°	0.0	0.0	0.0	0.0	0.0	0.0	0.0	0.0	0.0	0.0	0.0
-58°	0.0	0.0	0.0	0.0	0.0	0.0	0.0	0.0	0.0	0.0	0.0
-60°	0.0	0.0	0.0	0.0	0.0	0.0	0.0	0.0	0.0	0.0	0.0
-62°	0.0	0.0	0.0	0.0	0.0	0.0	0.0	0.0	0.0	0.0	0.0
-64°	0.0	0.0	0.0	0.0	0.0	0.0	0.0	0.0	0.0	0.0	0.0
-66°	0.0	0.0	0.0	0.0	0.0	0.0	0.0	0.0	0.0	0.0	0.0
-68°	0.0	0.0	0.0	0.0	0.0	0.0	0.0	0.0	0.0	0.0	0.0
-70°	0.0	0.0	0.0	0.0	0.0	0.0	0.0	0.0	0.0	0.0	0.0
-72°	0.0	0.0	0.0	0.0	0.0	0.0	0.0	0.0	0.0	0.0	0.0
-74°	0.0	0.0	0.0	0.0	0.0	0.0	0.0	0.0	0.0	0.0	0.0
-76°	0.0	0.0	0.0	0.0	0.0	0.0	0.0	0.0	0.0	0.0	0.0
-78°	0.0	0.0	0.0	0.0	0.0	0.0	0.0	0.0	0.0	0.0	0.0
-80°	0.0	0.0	0.0	0.0	0.0	0.0	0.0	0.0	0.0	0.0	0.0
-82°	0.0	0.0	0.0	0.0	0.0	0.0	0.0	0.0	0.0	0.0	0.0
-84°	0.0	0.0	0.0	0.0	0.0	0.0	0.0	0.0	0.0	0.0	0.0
-86°	0.0	0.0	0.0	0.0	0.0	0.0	0.0	0.0	0.0	0.0	0.0
-88°	0.0	0.0	0.0	0.0	0.0	0.0	0.0	0.0	0.0	0.0	0.0



REPORT NUMBER: P980928  
CATALOG NUMBER: NFFLD-C40-7060-33

**CANDELA DISTRIBUTION (continued):**

	66°	68°	70°	72°	74°	76°	78°	80°	82°	84°	86°
-90°	0.0	0.0	0.0	0.0	0.0	0.0	0.0	0.0	0.0	0.0	0.0



REPORT NUMBER: P980928  
CATALOG NUMBER: NFFLD-C40-7060-33

**CANDELA DISTRIBUTION (continued):**

	88°	90°
90°	0.0	0.0
88°	0.0	0.0
86°	0.0	0.0
84°	0.0	0.0
82°	0.0	0.0
80°	0.0	0.0
78°	0.0	0.0
76°	0.0	0.0
74°	0.0	0.0
72°	0.0	0.0
70°	0.0	0.0
68°	0.0	0.0
66°	0.0	0.0
64°	0.0	0.0
62°	0.0	0.0
60°	0.0	0.0
58°	0.0	0.0
56°	0.0	0.0
54°	0.0	0.0
52°	0.0	0.0
50°	0.0	0.0
48°	0.0	0.0
46°	0.0	0.0
44°	0.0	0.0
42°	0.0	0.0
40°	0.0	0.0
38°	0.0	0.0
36°	0.0	0.0
34°	0.0	0.0
32°	0.0	0.0
30°	0.0	0.0
28°	0.0	0.0
26°	0.0	0.0
24°	0.0	0.0
22°	0.0	0.0
20°	0.0	0.0
18°	0.0	0.0
16°	0.0	0.0
14°	0.0	0.0
12°	0.0	0.0
10°	0.0	0.0
8°	0.0	0.0
6°	0.0	0.0
4°	0.0	0.0
2°	0.0	0.0



REPORT NUMBER: P980928  
CATALOG NUMBER: NFFLD-C40-7060-33

**CANDELA DISTRIBUTION (continued):**

	88°	90°
0°	0.0	0.0
-2°	0.0	0.0
-4°	0.0	0.0
-6°	0.0	0.0
-8°	0.0	0.0
-10°	0.0	0.0
-12°	0.0	0.0
-14°	0.0	0.0
-16°	0.0	0.0
-18°	0.0	0.0
-20°	0.0	0.0
-22°	0.0	0.0
-24°	0.0	0.0
-26°	0.0	0.0
-28°	0.0	0.0
-30°	0.0	0.0
-32°	0.0	0.0
-34°	0.0	0.0
-36°	0.0	0.0
-38°	0.0	0.0
-40°	0.0	0.0
-42°	0.0	0.0
-44°	0.0	0.0
-46°	0.0	0.0
-48°	0.0	0.0
-50°	0.0	0.0
-52°	0.0	0.0
-54°	0.0	0.0
-56°	0.0	0.0
-58°	0.0	0.0
-60°	0.0	0.0
-62°	0.0	0.0
-64°	0.0	0.0
-66°	0.0	0.0
-68°	0.0	0.0
-70°	0.0	0.0
-72°	0.0	0.0
-74°	0.0	0.0
-76°	0.0	0.0
-78°	0.0	0.0
-80°	0.0	0.0
-82°	0.0	0.0
-84°	0.0	0.0
-86°	0.0	0.0
-88°	0.0	0.0



REPORT NUMBER: P980928  
CATALOG NUMBER: NFFLD-C40-7060-33

**CANDELA DISTRIBUTION (continued):**

	88°	90°
-90°	0.0	0.0

Cooper Lighting Solutions Photometric Lab  
1121 Highway 74 South  
Peachtree City, GA 30269



LM-79-2019: Approved Method: Electrical and Photometric Measurements of Solid-State Lighting Products

Report Prepared for

Cooper Lighting Solutions

Lumark

Report Number: SP1-2501-319-5

Test Date: 02/04/2025

Luminaire Tested: NFFLD-C25-7060-33

Data in this report applies to families of products including NFFLD-C25-7060-33

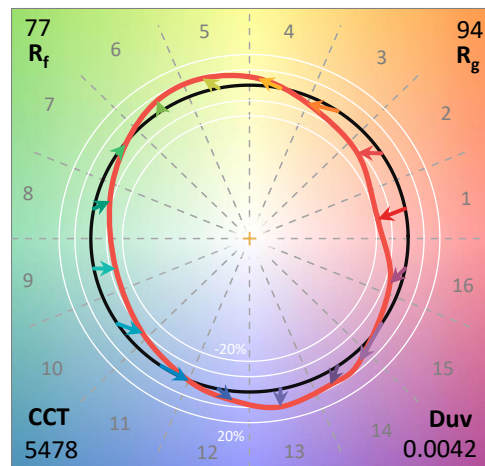
**Test Information**

Test Method: LM-79-2019  
 Report Number: SP1-2501-319-5  
 Test Lab: COOPER LIGHTING SOLUTIONS  
 Photometer: SP1 - 76IN SPHERE  
 Measurement Geometry: 4π  
 Issue Date: 02/06/2025  
 Manufacturer: COOPER LIGHTING SOLUTIONS  
 Product Line: Lumark  
 Catalog Number: **NFFLD-C25-7060-33**  
 Description: LUMARK NIGHT FALCON 10500LM NEMA 3

**Spectral Parameters**

CCT (K): 5478  
 CIE u': 0.2039  
 CIE v': 0.4821  
 Duv: 0.0042  
 CIE x: 0.3330  
 CIE y: 0.3499  
 CIE z: 0.3170  
 Peak Wavelength (nm): 446  
 Dominant Wavelength (nm): 553  
 Purity: 4.951371  
 Rf: 77  
 Rg: 94.1

CRI (Ra):	74.6		
R1:	70.6	R9:	-37.3
R2:	79.8	R10:	54.0
R3:	88.0	R11:	74.2
R4:	75.2	R12:	55.5
R5:	73.4	R13:	72.3
R6:	73.8	R14:	93.5
R7:	81.1	R15:	62.0
R8:	54.9		



**Test Conditions**

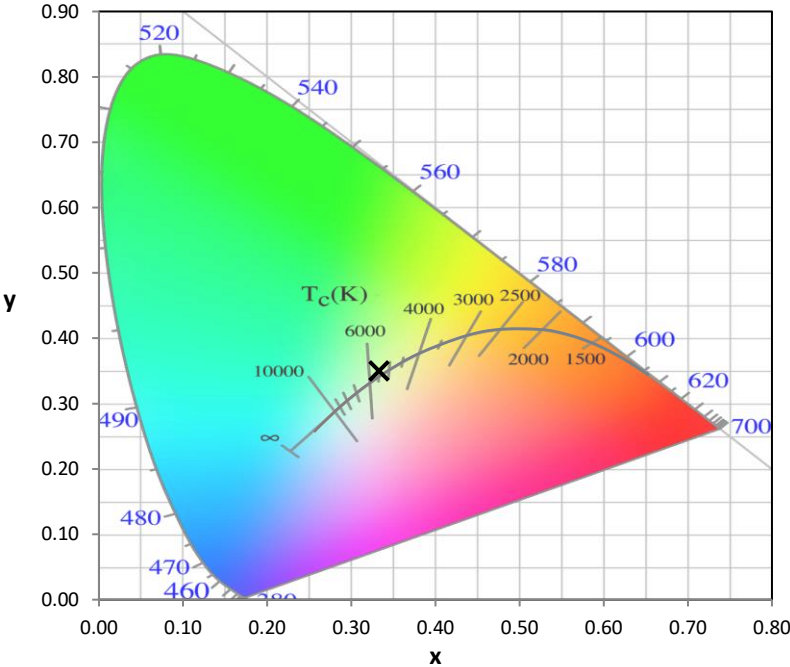
Stabilization Time: 41M  
 Operation Time: 1H 41M  
 Sphere Temperature (°C): 24.9

REPORT NUMBER: SP1-2501-319-5

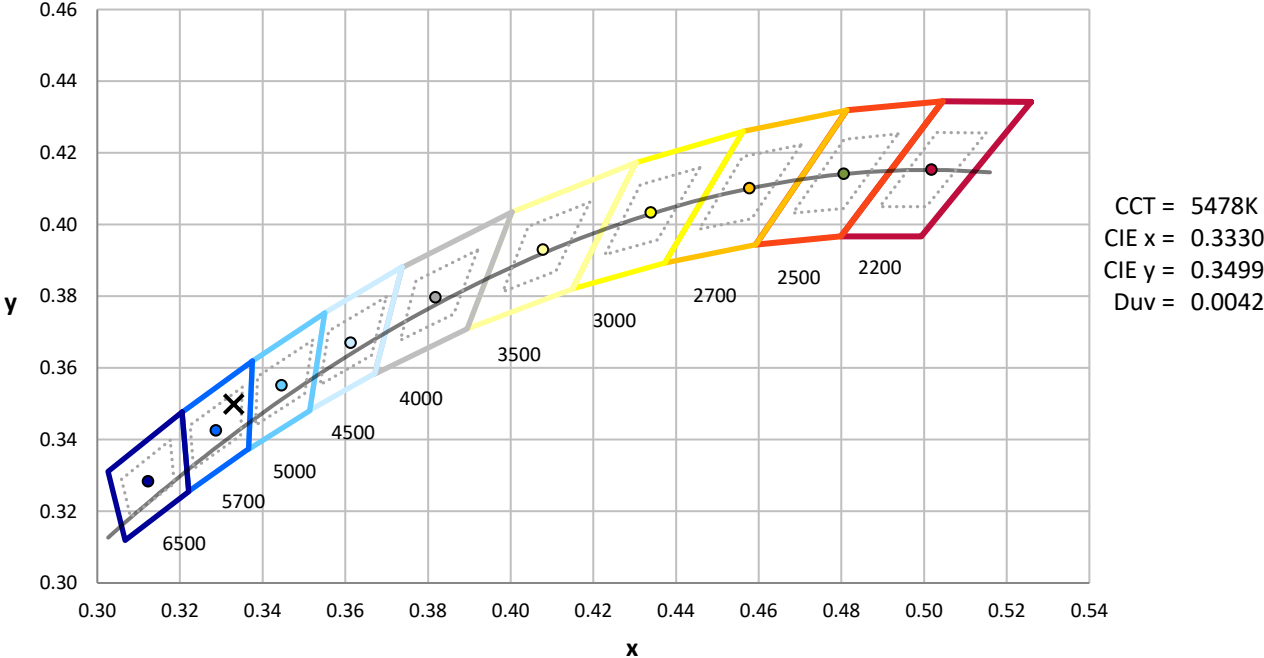
Measurement and Test Equipment			
Instrument	Identification Number	Calibration Date	Calibration Due Date
Photometer	IN0058	12/16/2024	6/16/2025
Power Meter	INXT2011004	1/21/2025	1/21/2026
AC Power Source	IN0063	10/22/2024	10/22/2025
DC Power Source	IN0208	10/22/2024	10/22/2025
Sphere Thermometer	IN0085	10/22/2024	10/22/2025
Room Thermometer	IN0046	10/22/2024	10/22/2025

REPORT NUMBER: SP1-2501-319-5

CIE 1931 Chromaticity Diagram



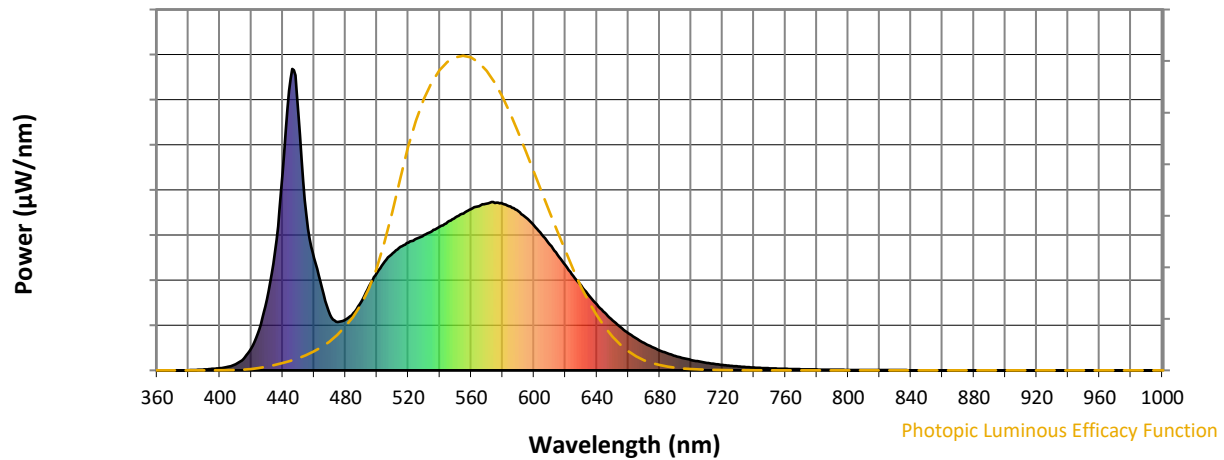
CIE 1931 Chromaticity Diagram with 2017 ANSI 7-Step and 4-Step Quadrangles



Point lies inside the ANSI 5700K 4-step quadrangle

REPORT NUMBER: SP1-2501-319-5

**Photopic Flux vs. Wavelength**

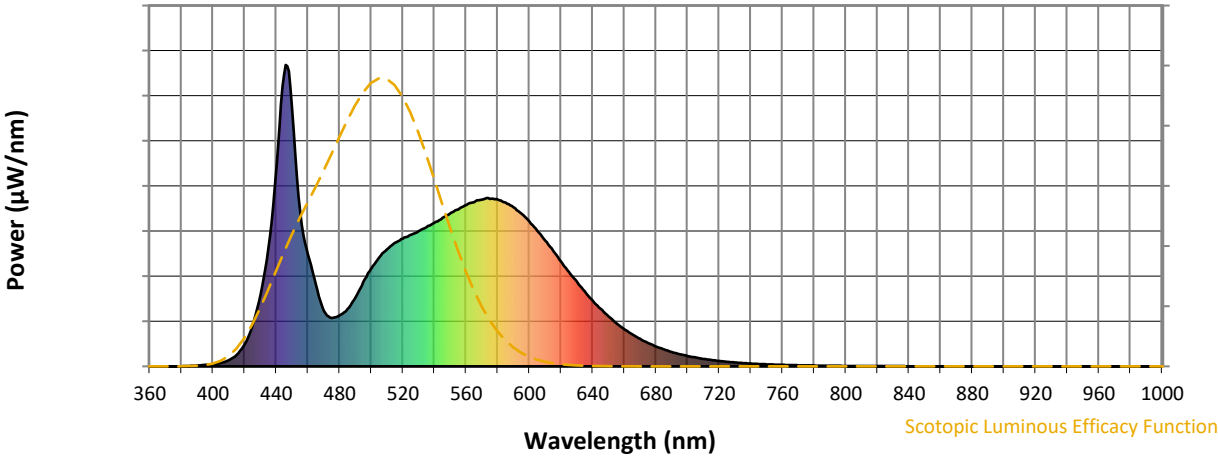


**Photopic Lumens: NR**

λ (nm)	Power W <sup>^</sup> /nm	Lumens (φ/nm)	λ (nm)	Power W <sup>^</sup> /nm	Lumens (φ/nm)	λ (nm)	Power W <sup>^</sup> /nm	Lumens (φ/nm)	λ (nm)	Power W <sup>^</sup> /nm	Lumens (φ/nm)	λ (nm)	Power W <sup>^</sup> /nm	Lumens (φ/nm)
360	0	NR	490	228	NR	620	349	NR	750	7	NR	880	0	NR
365	0	NR	495	279	NR	625	313	NR	755	6	NR	885	0	NR
370	0	NR	500	324	NR	630	281	NR	760	5	NR	890	0	NR
375	0	NR	505	361	NR	635	248	NR	765	4	NR	895	0	NR
380	0	NR	510	389	NR	640	219	NR	770	4	NR	900	0	NR
385	1	NR	515	410	NR	645	191	NR	775	3	NR	905	0	NR
390	3	NR	520	424	NR	650	166	NR	780	3	NR	910	0	NR
395	5	NR	525	437	NR	655	144	NR	785	2	NR	915	0	NR
400	7	NR	530	449	NR	660	123	NR	790	2	NR	920	0	NR
405	12	NR	535	462	NR	665	106	NR	795	2	NR	925	0	NR
410	21	NR	540	477	NR	670	91	NR	800	2	NR	930	0	NR
415	38	NR	545	492	NR	675	78	NR	805	1	NR	935	0	NR
420	73	NR	550	507	NR	680	66	NR	810	1	NR	940	0	NR
425	136	NR	555	520	NR	685	56	NR	815	1	NR	945	0	NR
430	236	NR	560	535	NR	690	48	NR	820	1	NR	950	0	NR
435	393	NR	565	545	NR	695	41	NR	825	1	NR	955	0	NR
440	657	NR	570	554	NR	700	34	NR	830	1	NR	960	0	NR
445	969	NR	575	555	NR	705	29	NR	835	1	NR	965	0	NR
450	853	NR	580	553	NR	710	25	NR	840	1	NR	970	0	NR
455	516	NR	585	543	NR	715	21	NR	845	0	NR	975	0	NR
460	372	NR	590	528	NR	720	18	NR	850	0	NR	980	0	NR
465	273	NR	595	507	NR	725	15	NR	855	0	NR	985	0	NR
470	185	NR	600	480	NR	730	13	NR	860	0	NR	990	0	NR
475	161	NR	605	451	NR	735	11	NR	865	0	NR	995	0	NR
480	169	NR	610	417	NR	740	9	NR	870	0	NR	1000	0	NR
485	190	NR	615	383	NR	745	8	NR	875	0	NR			

REPORT NUMBER: SP1-2501-319-5

Scotopic Flux vs. Wavelength

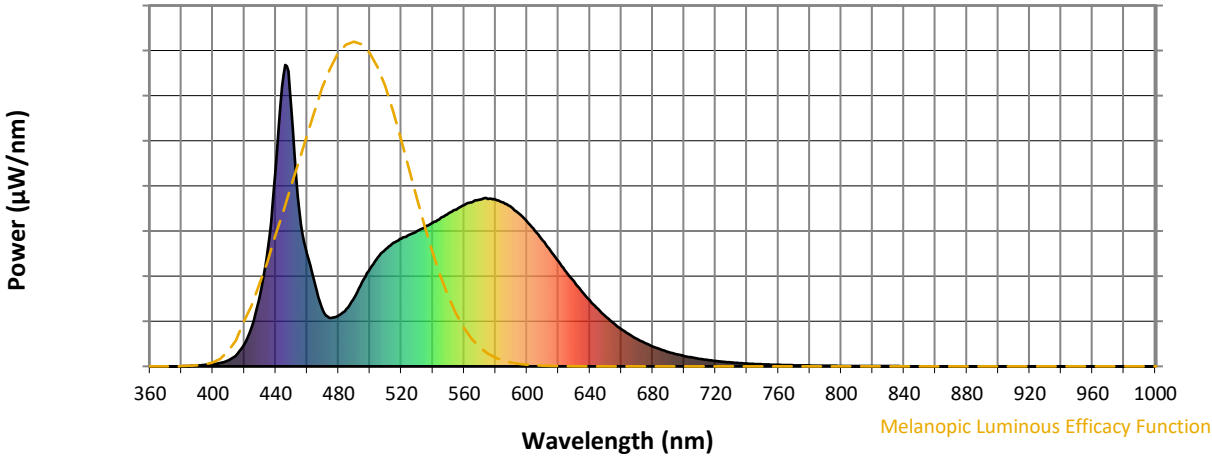


Scotopic Lumens: NR S/P: 1.94

λ (nm)	Power W <sup>^</sup> /nm	Lumens (φ/nm)	λ (nm)	Power W <sup>^</sup> /nm	Lumens (φ/nm)	λ (nm)	Power W <sup>^</sup> /nm	Lumens (φ/nm)	λ (nm)	Power W <sup>^</sup> /nm	Lumens (φ/nm)	λ (nm)	Power W <sup>^</sup> /nm	Lumens (φ/nm)
360	0	NR	490	228	NR	620	349	NR	750	7	NR	880	0	NR
365	0	NR	495	279	NR	625	313	NR	755	6	NR	885	0	NR
370	0	NR	500	324	NR	630	281	NR	760	5	NR	890	0	NR
375	0	NR	505	361	NR	635	248	NR	765	4	NR	895	0	NR
380	0	NR	510	389	NR	640	219	NR	770	4	NR	900	0	NR
385	1	NR	515	410	NR	645	191	NR	775	3	NR	905	0	NR
390	3	NR	520	424	NR	650	166	NR	780	3	NR	910	0	NR
395	5	NR	525	437	NR	655	144	NR	785	2	NR	915	0	NR
400	7	NR	530	449	NR	660	123	NR	790	2	NR	920	0	NR
405	12	NR	535	462	NR	665	106	NR	795	2	NR	925	0	NR
410	21	NR	540	477	NR	670	91	NR	800	2	NR	930	0	NR
415	38	NR	545	492	NR	675	78	NR	805	1	NR	935	0	NR
420	73	NR	550	507	NR	680	66	NR	810	1	NR	940	0	NR
425	136	NR	555	520	NR	685	56	NR	815	1	NR	945	0	NR
430	236	NR	560	535	NR	690	48	NR	820	1	NR	950	0	NR
435	393	NR	565	545	NR	695	41	NR	825	1	NR	955	0	NR
440	657	NR	570	554	NR	700	34	NR	830	1	NR	960	0	NR
445	969	NR	575	555	NR	705	29	NR	835	1	NR	965	0	NR
450	853	NR	580	553	NR	710	25	NR	840	1	NR	970	0	NR
455	516	NR	585	543	NR	715	21	NR	845	0	NR	975	0	NR
460	372	NR	590	528	NR	720	18	NR	850	0	NR	980	0	NR
465	273	NR	595	507	NR	725	15	NR	855	0	NR	985	0	NR
470	185	NR	600	480	NR	730	13	NR	860	0	NR	990	0	NR
475	161	NR	605	451	NR	735	11	NR	865	0	NR	995	0	NR
480	169	NR	610	417	NR	740	9	NR	870	0	NR	1000	0	NR
485	190	NR	615	383	NR	745	8	NR	875	0	NR			

REPORT NUMBER: SP1-2501-319-5

Melanopic Flux vs. Wavelength



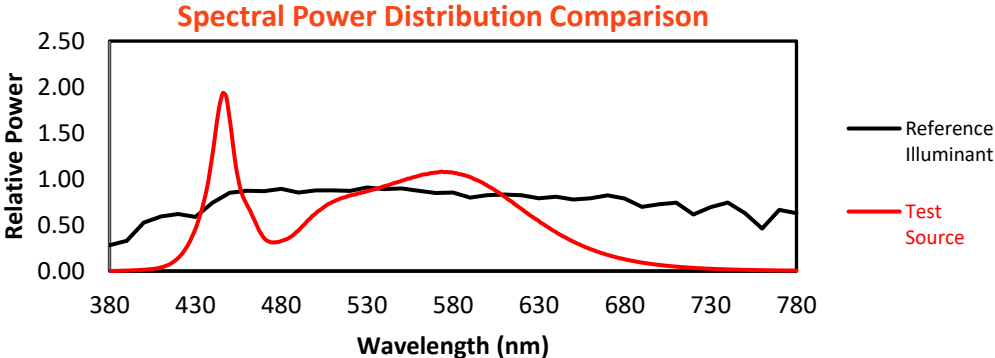
Melanopic Lumens: NR

M/P: 4.08

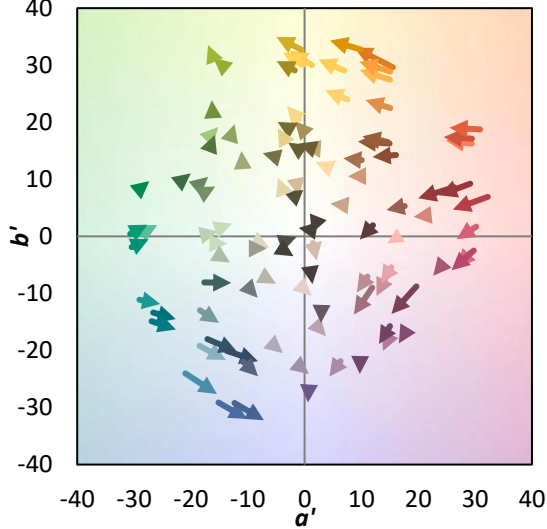
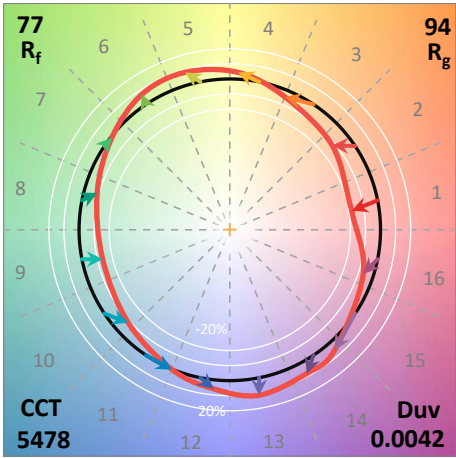
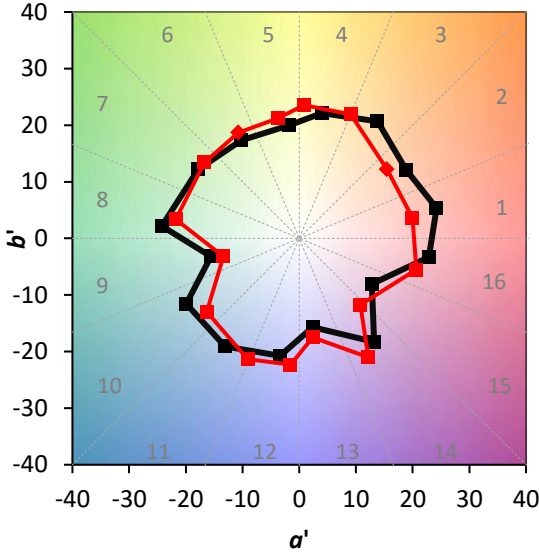
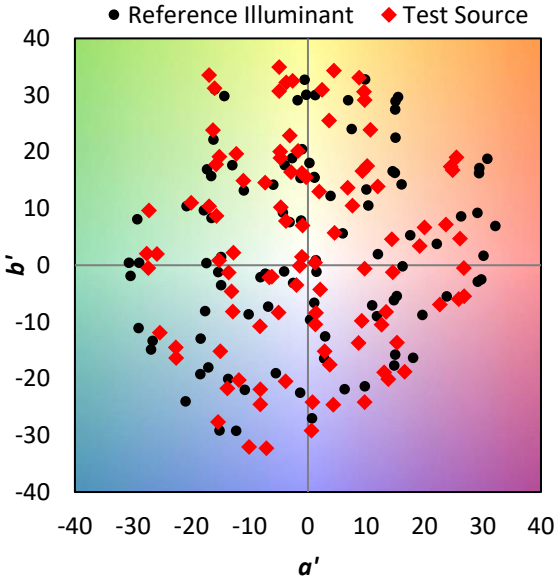
λ (nm)	Power W <sup>^</sup> /nm	Lumens (φ/nm)	λ (nm)	Power W <sup>^</sup> /nm	Lumens (φ/nm)	λ (nm)	Power W <sup>^</sup> /nm	Lumens (φ/nm)	λ (nm)	Power W <sup>^</sup> /nm	Lumens (φ/nm)	λ (nm)	Power W <sup>^</sup> /nm	Lumens (φ/nm)
360	0	NR	490	228	NR	620	349	NR	750	7	NR	880	0	NR
365	0	NR	495	279	NR	625	313	NR	755	6	NR	885	0	NR
370	0	NR	500	324	NR	630	281	NR	760	5	NR	890	0	NR
375	0	NR	505	361	NR	635	248	NR	765	4	NR	895	0	NR
380	0	NR	510	389	NR	640	219	NR	770	4	NR	900	0	NR
385	1	NR	515	410	NR	645	191	NR	775	3	NR	905	0	NR
390	3	NR	520	424	NR	650	166	NR	780	3	NR	910	0	NR
395	5	NR	525	437	NR	655	144	NR	785	2	NR	915	0	NR
400	7	NR	530	449	NR	660	123	NR	790	2	NR	920	0	NR
405	12	NR	535	462	NR	665	106	NR	795	2	NR	925	0	NR
410	21	NR	540	477	NR	670	91	NR	800	2	NR	930	0	NR
415	38	NR	545	492	NR	675	78	NR	805	1	NR	935	0	NR
420	73	NR	550	507	NR	680	66	NR	810	1	NR	940	0	NR
425	136	NR	555	520	NR	685	56	NR	815	1	NR	945	0	NR
430	236	NR	560	535	NR	690	48	NR	820	1	NR	950	0	NR
435	393	NR	565	545	NR	695	41	NR	825	1	NR	955	0	NR
440	657	NR	570	554	NR	700	34	NR	830	1	NR	960	0	NR
445	969	NR	575	555	NR	705	29	NR	835	1	NR	965	0	NR
450	853	NR	580	553	NR	710	25	NR	840	1	NR	970	0	NR
455	516	NR	585	543	NR	715	21	NR	845	0	NR	975	0	NR
460	372	NR	590	528	NR	720	18	NR	850	0	NR	980	0	NR
465	273	NR	595	507	NR	725	15	NR	855	0	NR	985	0	NR
470	185	NR	600	480	NR	730	13	NR	860	0	NR	990	0	NR
475	161	NR	605	451	NR	735	11	NR	865	0	NR	995	0	NR
480	169	NR	610	417	NR	740	9	NR	870	0	NR	1000	0	NR
485	190	NR	615	383	NR	745	8	NR	875	0	NR			

**Summary**

$R_f = 77$   
 $R_g = 94.1$   
 $CIE R_a = 74.6$   
 $R_9 = -37.3$

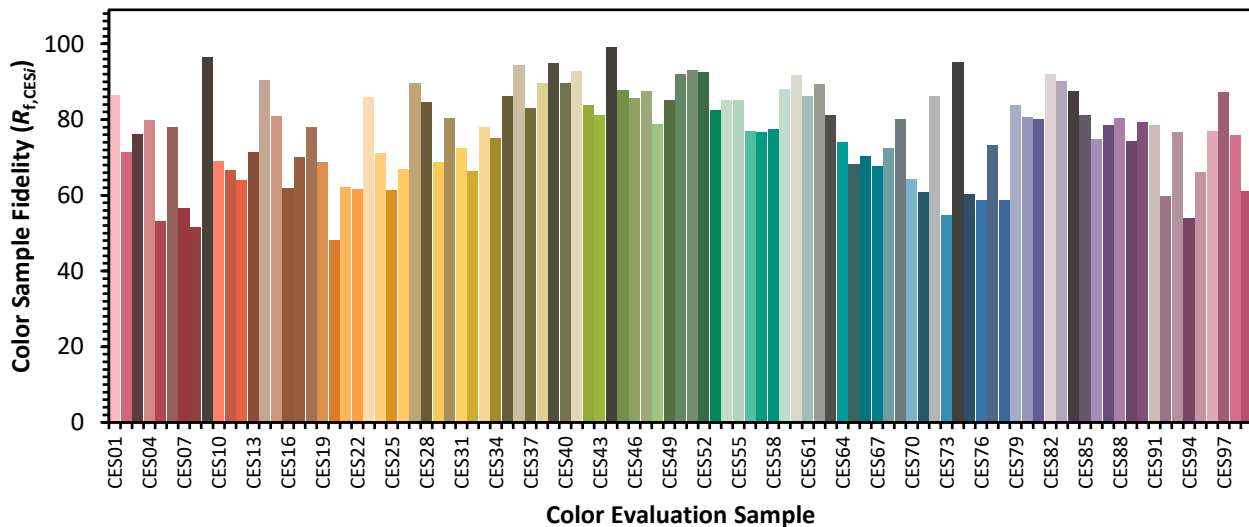


**Color Vector Graphics**

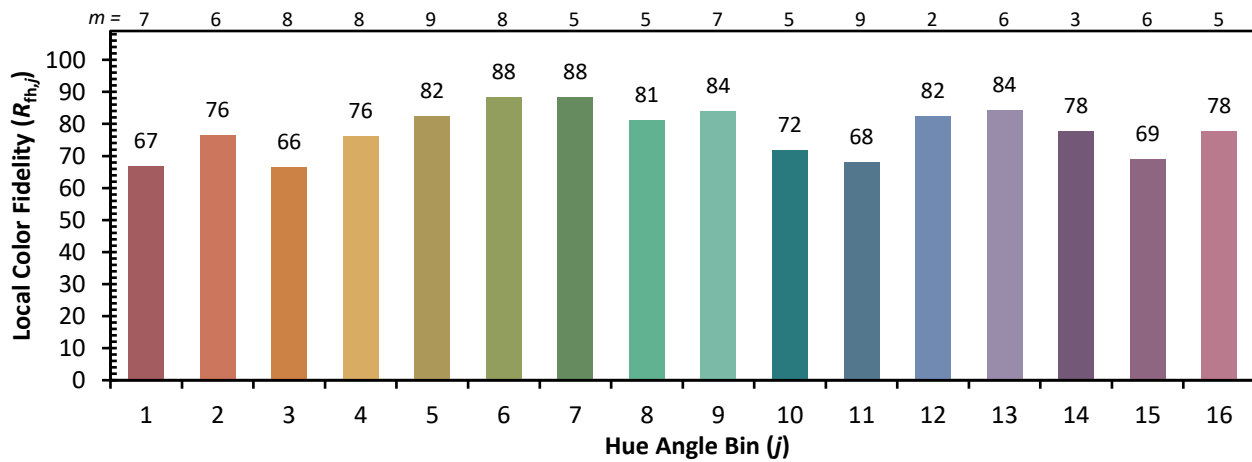
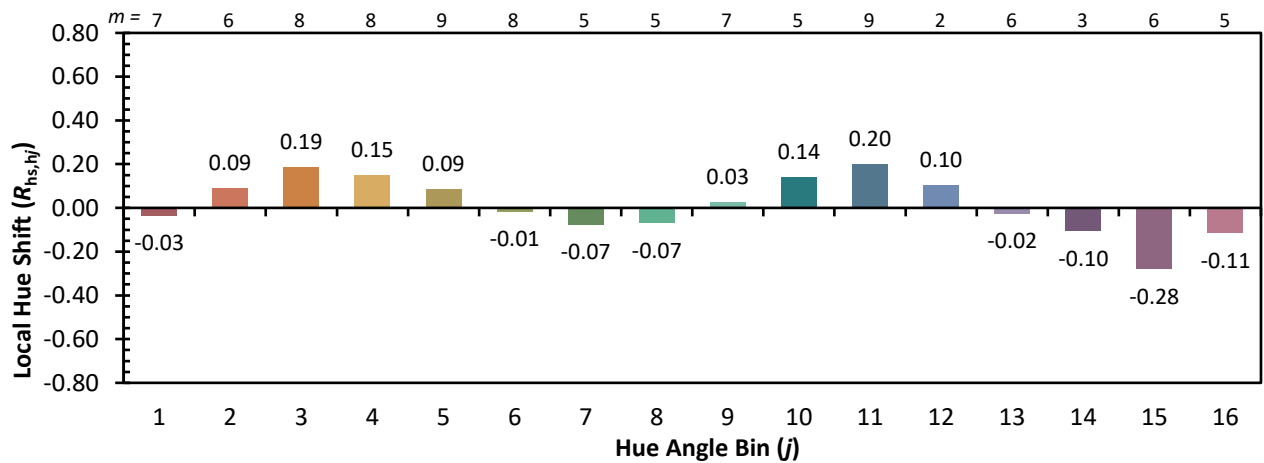
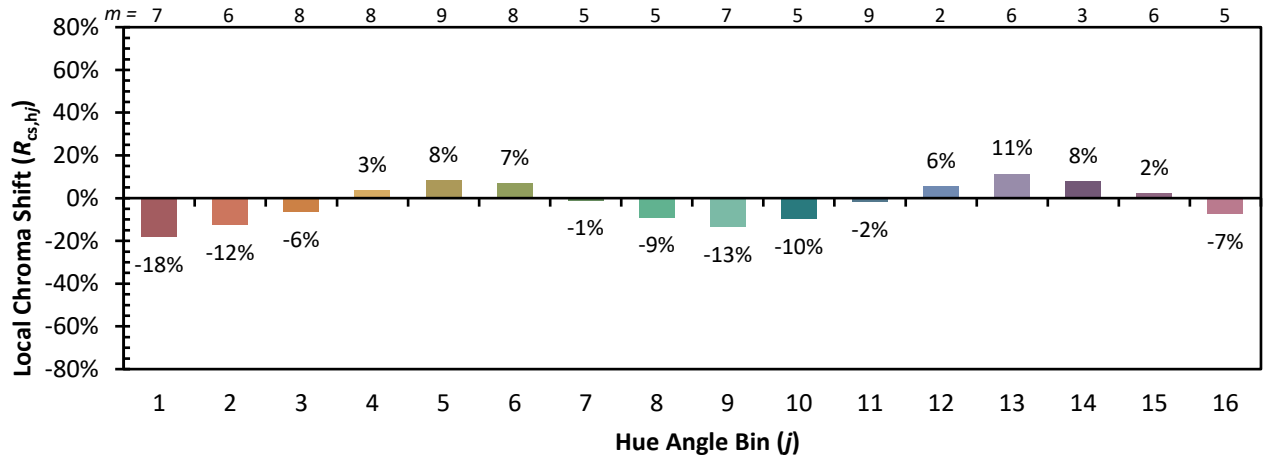


**Individual Sample Fidelity Index ( $R_{f,i}$ )**

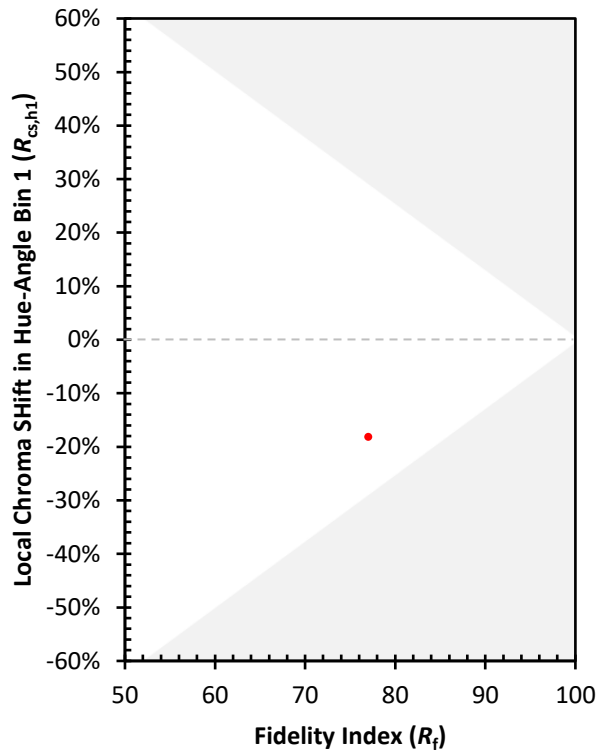
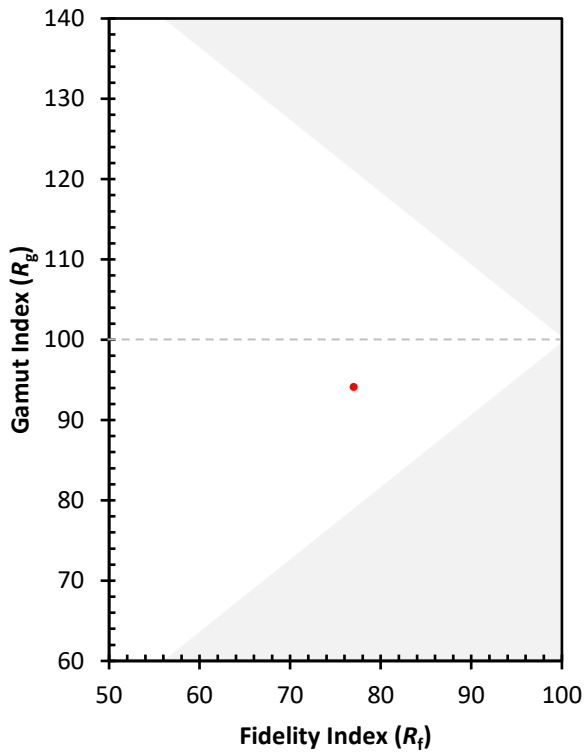
CES01 = 85	CES26 = 67	CES51 = 93	CES76 = 59
CES02 = 59	CES27 = 90	CES52 = 93	CES77 = 73
CES03 = 30	CES28 = 85	CES53 = 83	CES78 = 59
CES04 = 69	CES29 = 69	CES54 = 85	CES79 = 84
CES05 = 46	CES30 = 80	CES55 = 85	CES80 = 81
CES06 = 50	CES31 = 72	CES56 = 77	CES81 = 80
CES07 = 38	CES32 = 66	CES57 = 77	CES82 = 92
CES08 = 37	CES33 = 78	CES58 = 77	CES83 = 90
CES09 = 29	CES34 = 75	CES59 = 88	CES84 = 87
CES10 = 72	CES35 = 86	CES60 = 92	CES85 = 81
CES11 = 55	CES36 = 94	CES61 = 86	CES86 = 75
CES12 = 61	CES37 = 83	CES62 = 89	CES87 = 79
CES13 = 41	CES38 = 90	CES63 = 81	CES88 = 80
CES14 = 74	CES39 = 95	CES64 = 74	CES89 = 74
CES15 = 70	CES40 = 90	CES65 = 68	CES90 = 79
CES16 = 45	CES41 = 93	CES66 = 70	CES91 = 79
CES17 = 48	CES42 = 84	CES67 = 68	CES92 = 60
CES18 = 55	CES43 = 81	CES68 = 72	CES93 = 77
CES19 = 70	CES44 = 99	CES69 = 80	CES94 = 54
CES20 = 63	CES45 = 88	CES70 = 64	CES95 = 66
CES21 = 85	CES46 = 86	CES71 = 61	CES96 = 77
CES22 = 77	CES47 = 88	CES72 = 86	CES97 = 87
CES23 = 91	CES48 = 79	CES73 = 55	CES98 = 76
CES24 = 90	CES49 = 85	CES74 = 95	CES99 = 61
CES25 = 71	CES50 = 92	CES75 = 60	



Color Rendition by Hue-Angle Bin



Measure Comparisons



(END OF REPORT)